

Sophomore Portfolio

Sample Slides Spring 2023

Size: 1366x768px (16:9 ratio) 18.97x10.66in / 481.89x270.93cm

PDF: 35 slides (required)

Videos: up to 3 (optional) *mandatory for motion and interaction projects
plus

Personal Video: (required, 30-60 seconds)


Tell us a little bit about you, including your design concentration and what you feel your strongest project is

File Naming:


PDF: ID#_LastNameFirstName_SophomorePortfolio2023.pdf

MP4: ID#_LastNameFirstName_ProjectName2023.mp4


Ex: 123456_SmithJohn_SophomorePortfolio2023.pdf



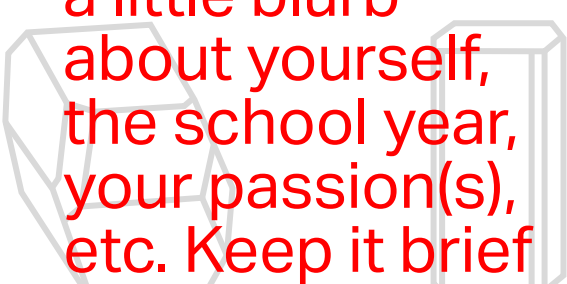

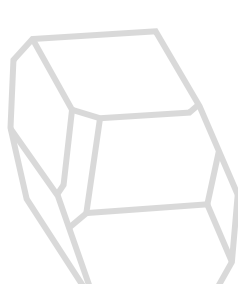
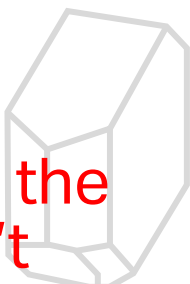
This document is set up in a 16:9 ratio format. Your portfolio should be thought of as a presentation, not a book.



Remember that this is your portfolio! Concepts, secondary graphics, and unique approaches to design and layout are encouraged!


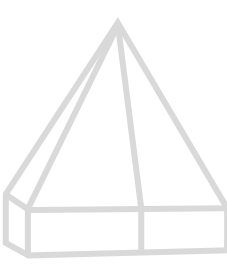


Full name and student ID are required somewhere on the first page. Don't forget to remove your student ID when sharing outside of school.



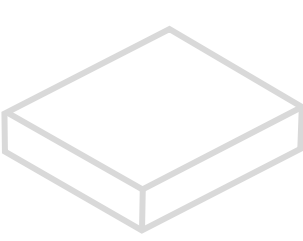
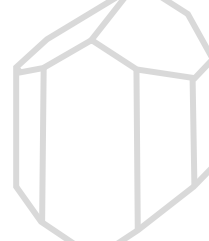
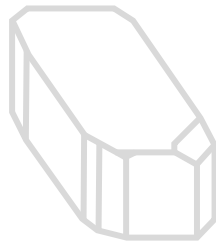
You may also want to include a little blurb about yourself, the school year, your passion(s), etc. Keep it brief though.

First Name Last Name
Your SVA ID #



Include what year this portfolio is for and/or give your portfolio a title!

Sophomore Portfolio 2023



Introduction/Designer Statement

In about 100 words describe yourself, the work made this year, how you've grown or changed, and any other other relevant information that would be helpful in understanding you and your work iuribus dia cum verovidunt doluptatus vere consequis eos quia vitate mos peritata quat offic tem saepe qui blam, ut ario quis parum et ex eniendam sernataque sequo id explatemque num endiate mperem re sit anda sum sitiat et, solore rae dolut volupti andandit ex eum volori ab in num que vendand ellesse ratecul lictum quas ea aut es volla num ra. Qui diciaes tianis et maximpo rescid ut que volupta tecatio endebistrum fugit, aperia di e ratecul num ratur.

25-50 word description about project sum, sit a que sum la que rae veles volum ipsam, consequia nuscill uptaspit et dereperum ipsae dios deles erumqles volum ipsam, consequia nuscill uptaspit et uia sunt vendit eatibus apissitisqui officim.

↑ This is a blurb.

It is recommended that you sequence your projects, include a project title/category, and indicate which class the project was for.

1
MoMA Poster Series
Typography / Mehl

Footers, page numbers, etc can make nice details—just keep them discrete.

Project blurbs are mandatory. Keep them short and sweet.

Feel free to show process, but make sure it's clearly different from finished work. This can be done through scale, color, etc.

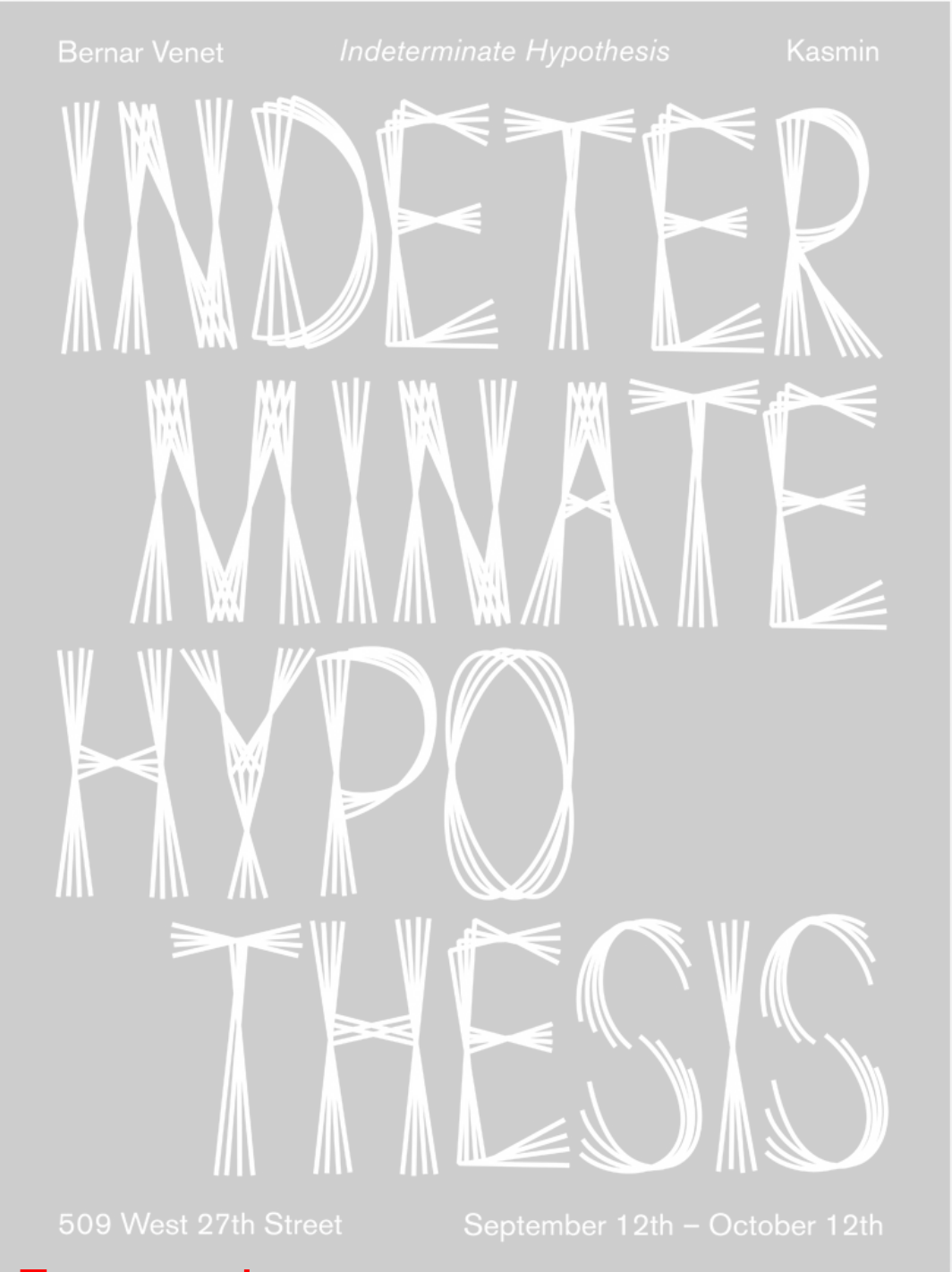
Process + Sketches



Details are a nice way of highlighting key features of your work and creating a bit of mystery for the reader.

Let your work speak for itself!

Mock-ups are a great tool but be smart about them and use them sparingly—and always in a way that makes sense.



Every unique aspect of a project must be accompanied by a brief caption.

This is a caption.
↓
Poster series
24x36 inches each

Optional 25-50 word description
about project Sum, sit a que sum la
que rae veles volum ipsam, consequia
nuscill uptaspit et dereperum ipsae
dios deles erumqles volum ipsam,
consequia nuscill uptaspit et uia sunt
vendit eatibus apissitisqui officim.

↑
This is a blurb.


With only 35
pages (slides)
to work with,
maximizing
available space
is important—
but don't let that
keep you from
being smart about
utilizing white
space as well.


2
Paul Rand Master Study
Typography / Mehl

Source material,
reference images,
and captions are
simple ways of
giving your work
context.


↓
This is a caption.

Original ABC logo, Paul Rand, 1962





Scale is a great tool to use to show lots of work and create variety throughout the layout of your portfolio.



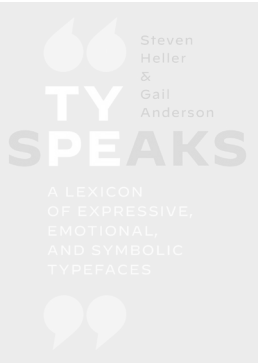


Optional 25-50 word description about project Sum, sit a que sum la que rae veles volum ipsam, consequia nuscill uptaspit et dereperum ipsae dios deles erumqles volum ipsam, consequia nuscill uptaspit et uia sunt vendit eatibus apissitisqui officim.

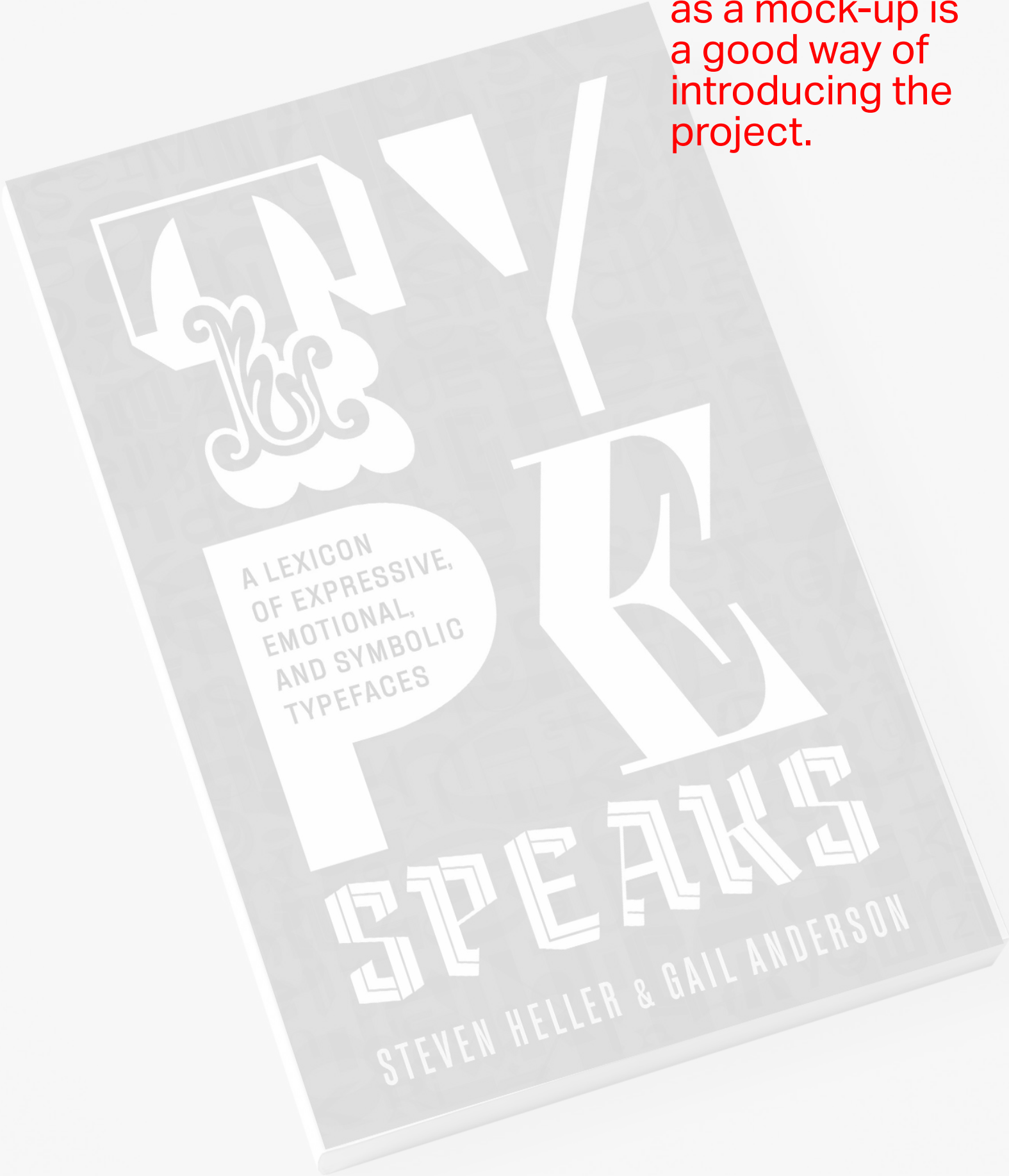
In this case, process and preliminary work is being shown small and flat (without mock-up) as a way of distinguishing them from the final cover design.

The placement and treatment is also building off of the way similar material was presented earlier in the portfolio.

Process

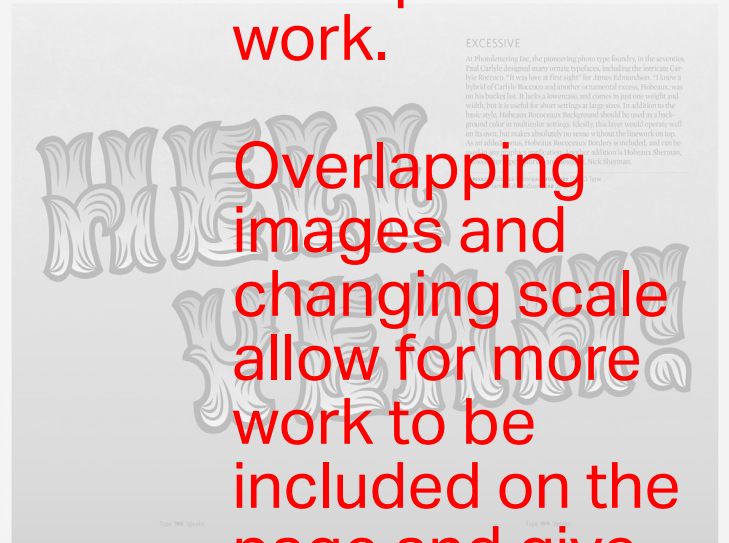
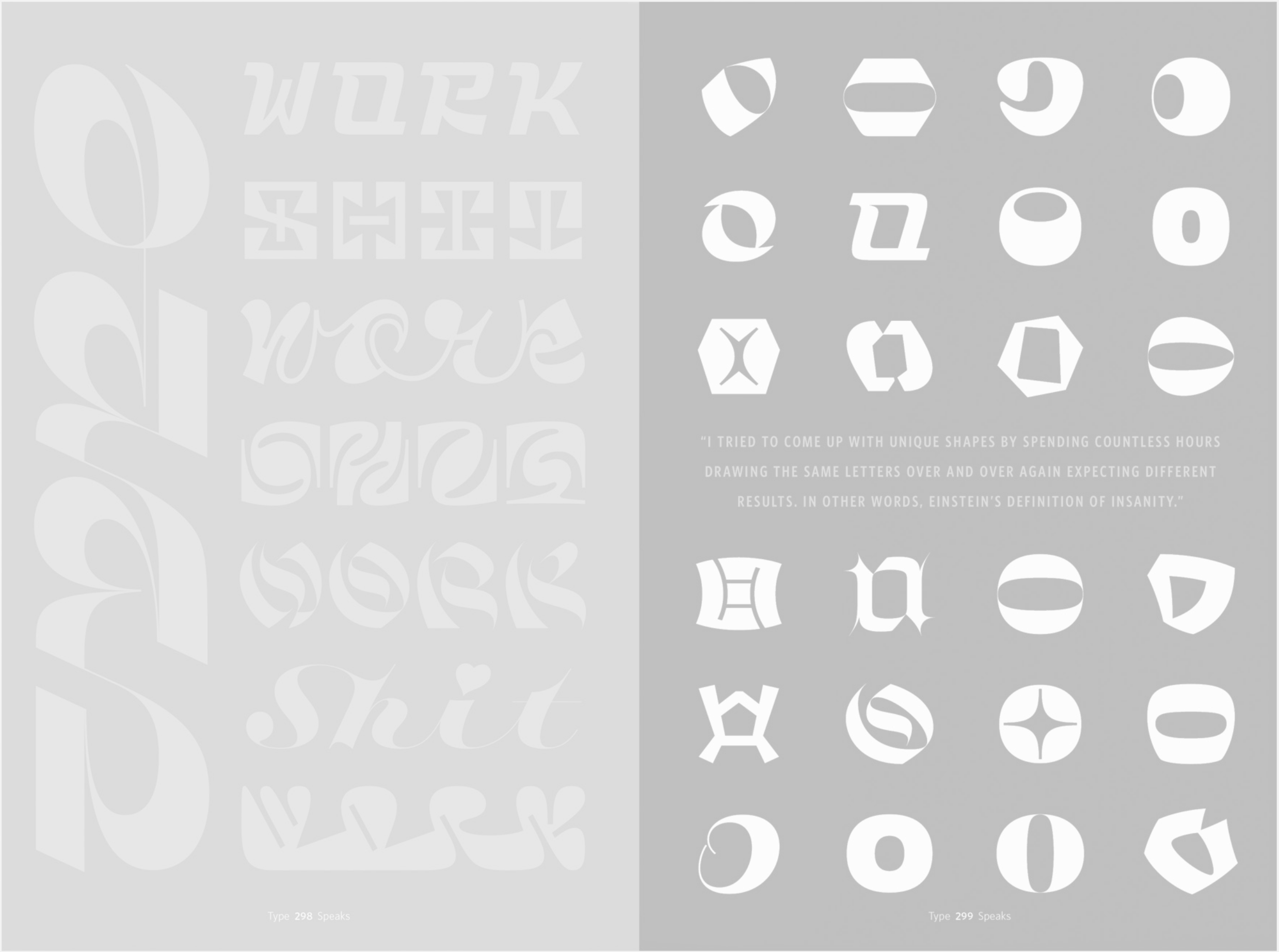


Final cover shown as a mock-up is a good way of introducing the project.



3
Type Speaks
Book Design
Graphic Design

/ Teacher Name





These spreads are flat (not mock-ups), but use a light background to help frame the work.

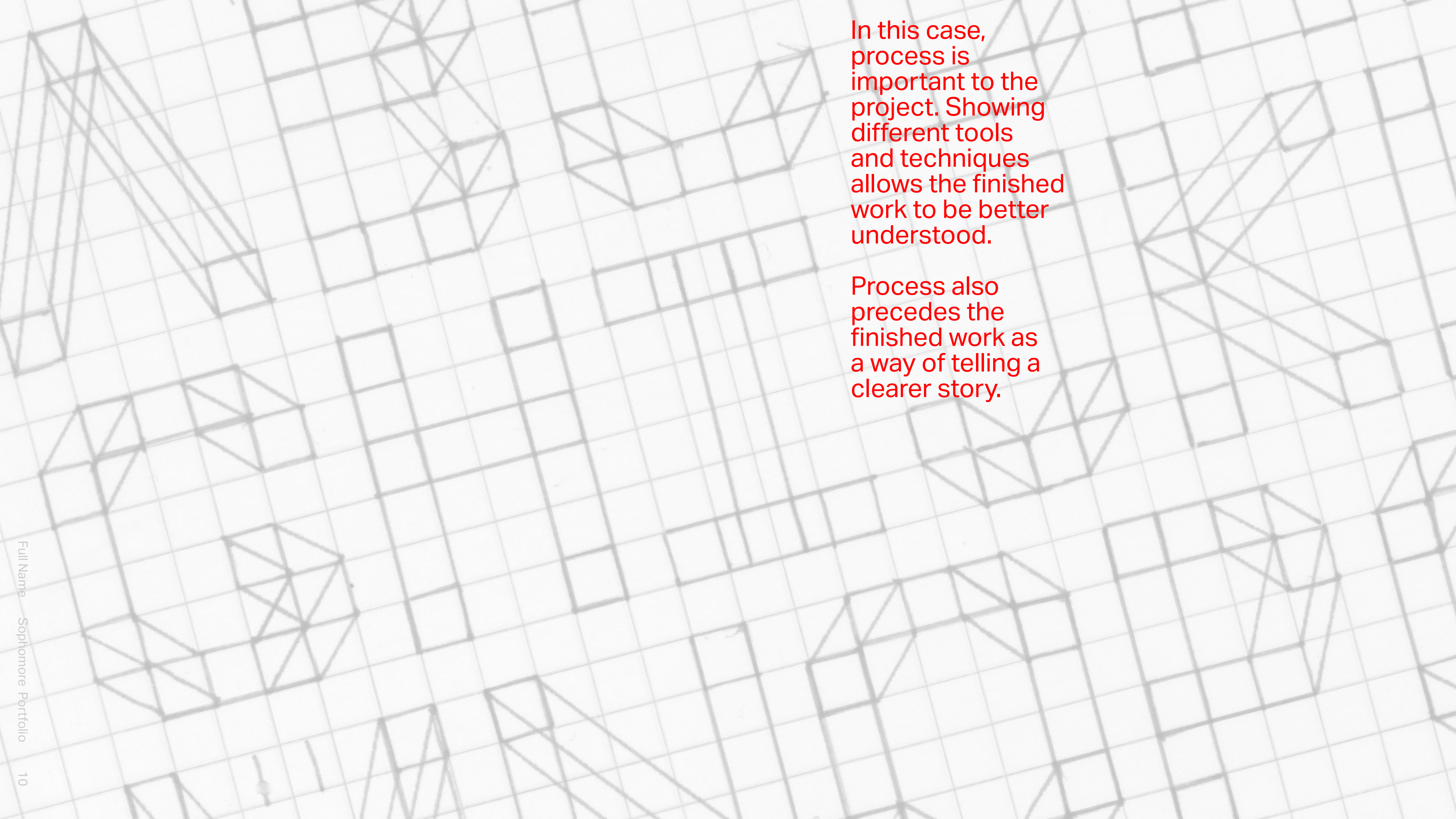
Overlapping images and changing scale allow for more work to be included on the page and give variety.

Optional 25-50 word description
about project Sum, sit a que sum la
que rae veles volum ipsam, consequia
nuscill uptaspit et dereperum ipsae
dios deles erumqles volum ipsam,
consequia nuscill uptaspit et uia sunt
vendit eatibus apissitisqui officim.

Scale, layering,
and details
introduce the
project and invite
the reader to
discover more.


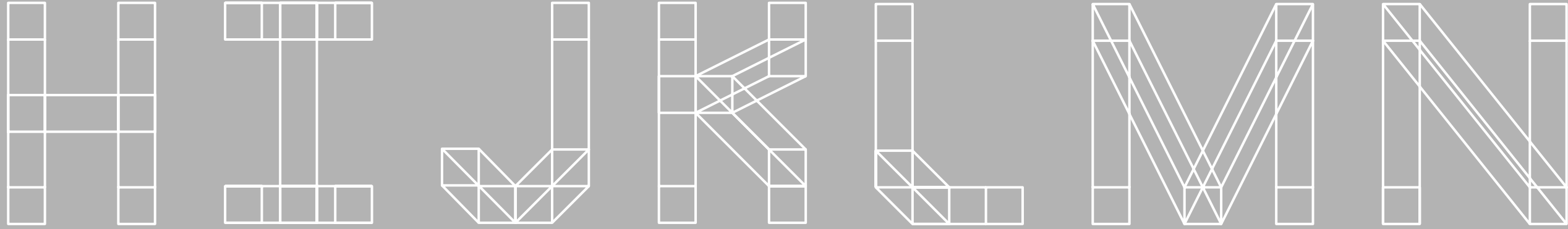
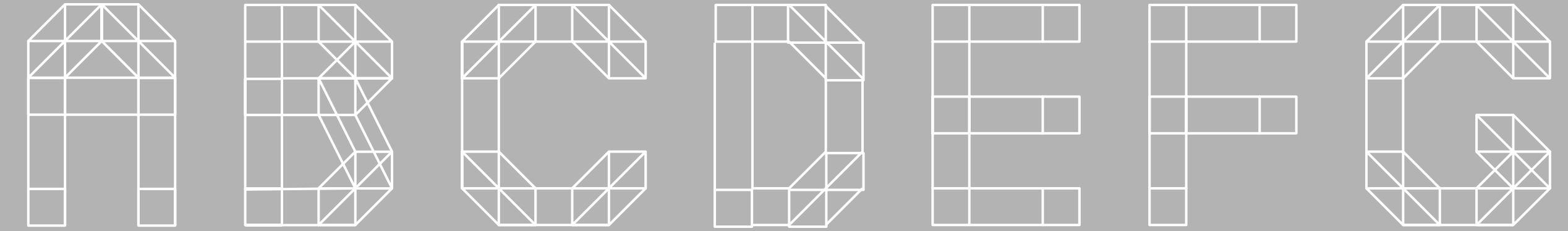


4
"Geometrica"
Typeface Design
Typography / Mehl



In this case,
process is
important to the
project. Showing
different tools
and techniques
allows the finished
work to be better
understood.

Process also
precedes the
finished work as
a way of telling a
clearer story.



Optional 25-50 word description
about project Sum, sit a que sum la
que rae veles volum ipsam, consequia
nuscill uptaspit et dereperum ipsae
dios deles erumqles volum ipsam,
consequia nuscill uptaspit et uia sunt
vendit eatibus apissitisqui officim.



MARS 2020




MARS
2020

5
Mars 2020 Branding
and App Design
Graphic Design / Teacher Name

Remember that
branding is more
than just a logo. Be
sure to show the
different parts and
potential uses of
the brand you've
developed.

In this case, the
first page of this
project shows
off the work and
functions like a
very abbreviated
brand guidelines
document.

Color



Typography

ABCDEFGHIJKLMNOPQRSTUVWXYZ
abcdefghijklmnopqrstuvwxyz
0123456789.,:;!?

Illustration

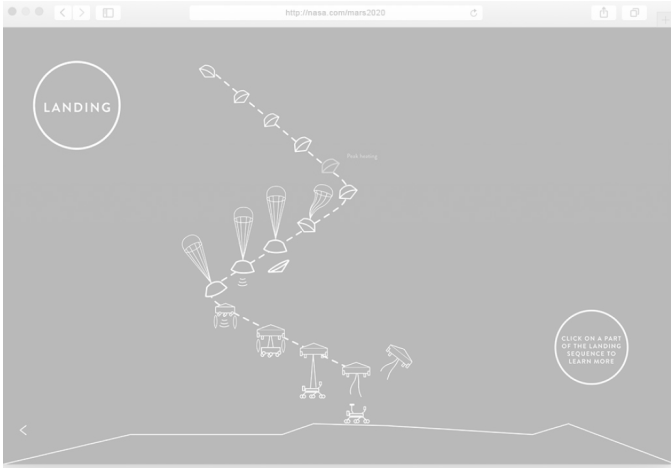
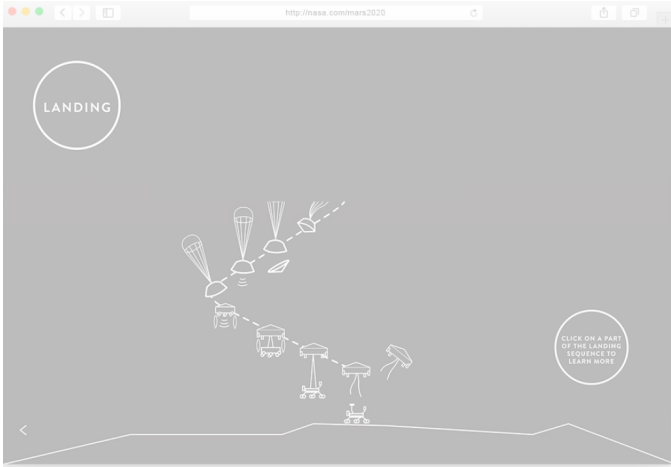




The application of branding to other objects (swag) can be a good way of elaborating on your work—just be sure it makes sense for the project.



You can use sequence to show movement and transitions, but the required video recording of your prototype should be what fully demonstrates the user flow.



For your interaction work, include only key screens that best convey the content and function of what you've designed.



123456_SmithJohn_ Mars2020Web2023.mp4

Don't forget to include the file name of the prototype video in your PDF.



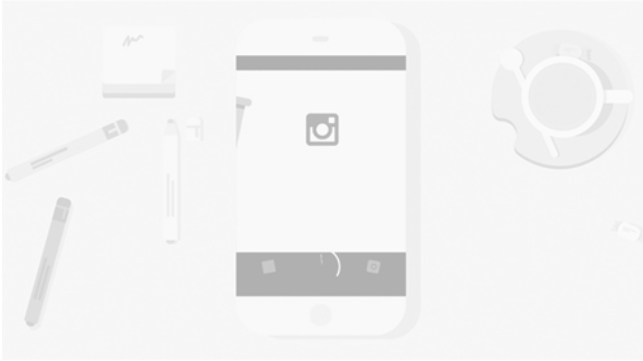

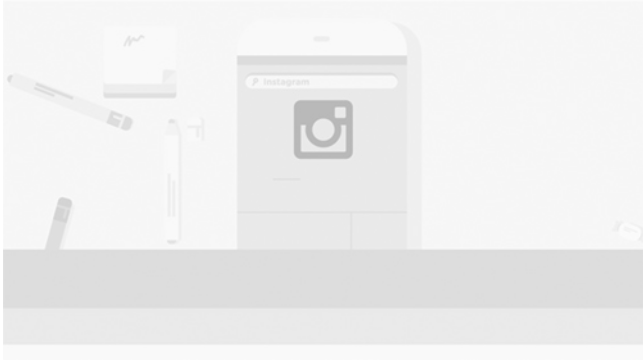



Optional 25-50 word description about project Sum, sit a que sum la que rae veles volum ipsam, consequia nuscill uptaspit et dereperum ipsae dios deles erumqles volum ipsam, consequia nuscill uptaspit et uia sunt vendit eatibus apissitisqui officim.

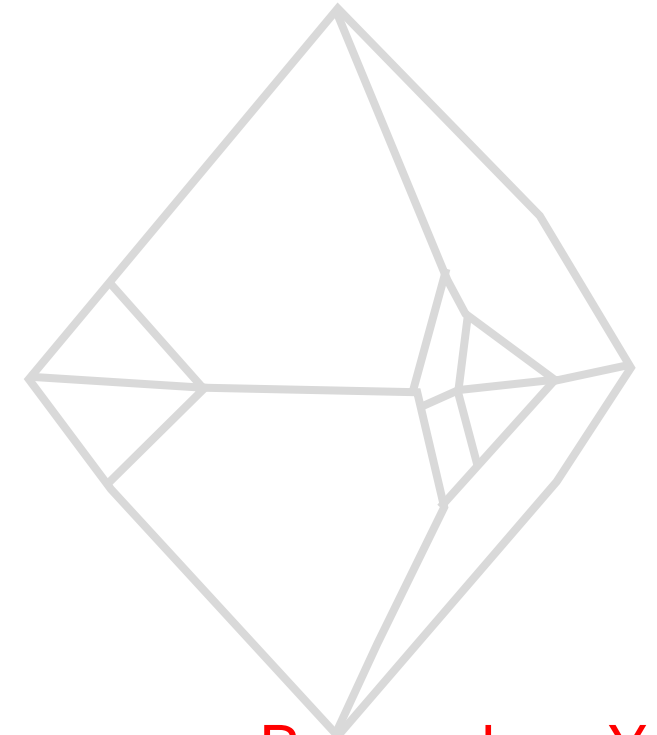
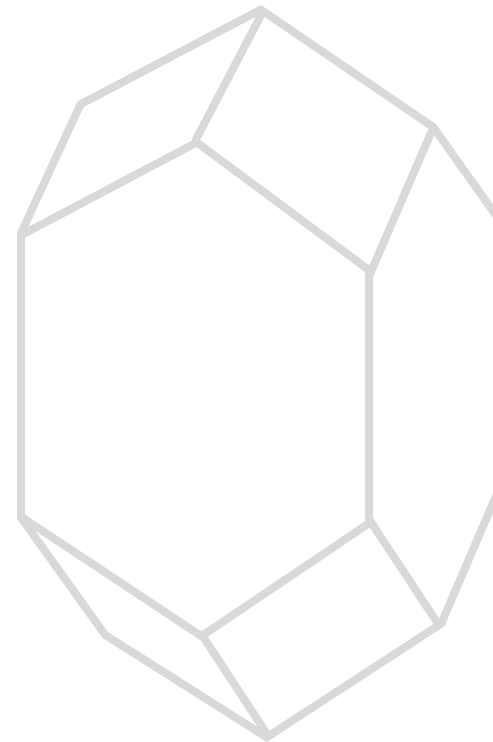
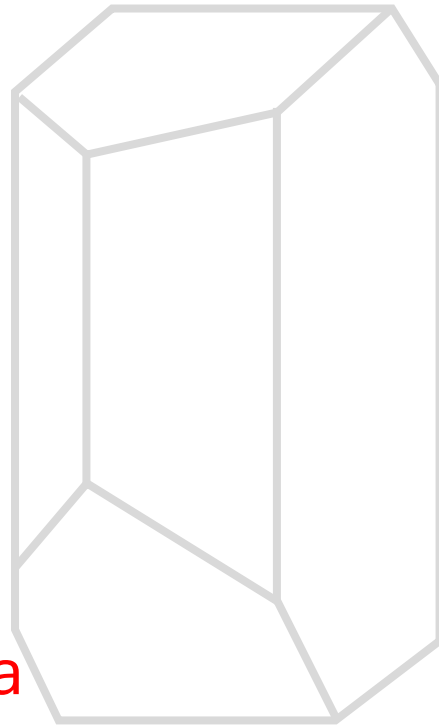
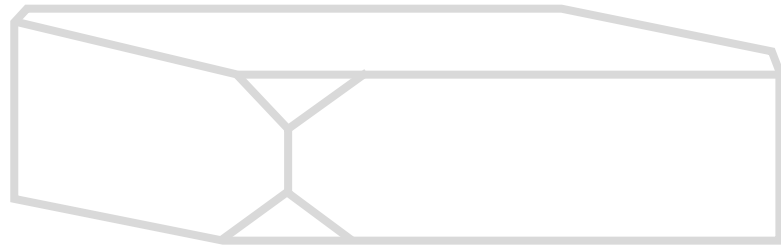
Don't forget to include a slide which explains the project and includes stills as visual reference in addition to your actual motion work.

6

Project Title

Motion / Teacher Name





The last page of your portfolio is a moment to echo the beginning, to include thanks and credits as necessary, and to end on a positive note. When sharing outside of school you may also want to include your name, email, web address, social media, phone number, etc so people can easily get in touch with you.

Remember: Your portfolio must be 35 slides.

Thanks / Credits

Typography
Teacher Name

Graphic Design
Teacher Name

Motion
Teacher Name

Other Classes
Teacher Name

+++

Special thanks to Teacher Name, Parents, Friends, Advisors, Mentors, and more.

Thanks!